

April 24, 2024 | 9 AM

Academic and Student Affairs

Licensure Pass Rate

Board of Trustees | Licensure Pass Rate Meeting
Trustee Nicole Washington, ASA Chair



Licensure Pass Rate Improvement Plans

1. Doctor of Physical Therapy (DPT) Program
2. Bachelor of Science in Nursing (BSN) Program
3. Juris Doctor (JD) Program
4. Spotlight Presentation: Pharmacy (PharmD)

Licensure Pass Rate Improvement Plans

College of Pharmacy and Pharmaceutical Sciences, Institute of Public Health Focus

Provide an analysis on **Key Performance Indicators** contributing to intended program improvement outcomes.

Today's Meeting | Doctor of Pharmacy (PharmD)

Key Highlights:

1. CoPPS, IPH Enrollment and Progression
2. Licensure Overview

Key Takeaways:

- Enrollment Review and Strategies for Growth
- Recruitment Strategies for PharmD and Pre-pharmacy
- NAPLEX/MPJE Update/Preparation and Course Competencies



CoPPS, IPH




Focus Presentation | Doctor of Pharmacy Program (PharmD)

Strike, Strike, and **Strike Again!**



College of Pharmacy & Pharmaceutical Sciences, Institute of Public Health

Key Performance Indicators

Metrics	Rationale for Use	Current Data	Goal	Trend	Key Update	
ADMISSIONS						
Admissions Metric	The cohort science and mathematics quality and level of prepared average GPA provides an assessment of the overall ness of the entering cohort.	(F21 / F22/ F23) 3.34 / 3.22 / <u>3.24</u>	(F21 / F22 / F23) >3.25 / >3.30 / <u>>3.30</u>		Pharmacy program faculty review the incoming UG GPA in science and math courses to assess predictive preparedness.	
RETENTION						
Program Completion Rates	ACPE annually monitors the progression trends of the graduating class for accredited programs. Programs must remain below established thresholds.	<u>Academic Dismissals</u> (21' / 22' / 23') 5% / 1% / <u>4%</u>	<u>Overall Attrition</u> (21' / 22' / 23') 49% / 39.3% / <u>34%</u>	<u>Dismissals (22' / 23')</u> < 6% / < 6% <u>Attrition (22' / 23')</u> < 24% / < <u>24%</u>		Academic dismissals and overall attrition trending down. Continuing to monitor and act accordingly.
READINESS OUTCOMES						
Comprehensive Examination	The program administers the Comprehensive Exam to learners during their final semester (P4). A minimum score of 75% is required to pass; Learners are given five opportunities.	<u>% of Cohort Passing - 3rd Attempt</u> (Spr 21' / 22' / 23') 91% / 95% / 96% <u>24'</u> <u>32% total after 2nd attempt</u> <u>13% total after 1st attempt</u>		Spring 2023: > 90% Spring 2024: > 90%		Examination pass rate is above goal and continually increasing.
NAPLEX Scores	Candidates are allowed a maximum of five attempts on the North American Pharmacist Licensure Examination (NAPLEX).	<u>FAMU (National)</u> (21' / 22' / 23') 90% (84%) / 85% (80%) / 70%(77%)	<u>State Averages (23')</u> USF: 80.8%. UF: 87.6% PBA: 84.3%. NSE: 71.8% Larkin: 54.1%	2024 Graduates >90%		The pharmacy program has an established pass rate goal for 2024 and are implementing curricular and clinical processes to exceed the goal in the 2024.
ACCREDITATION						
ACPE	The PharmD program is accredited by the Accreditation Council for Pharmacy Education (ACPE)	The program is fully accredited through June 2024.	The evaluation team was on site April 10-11, 2024. ACPE Board meets in June 2024.			



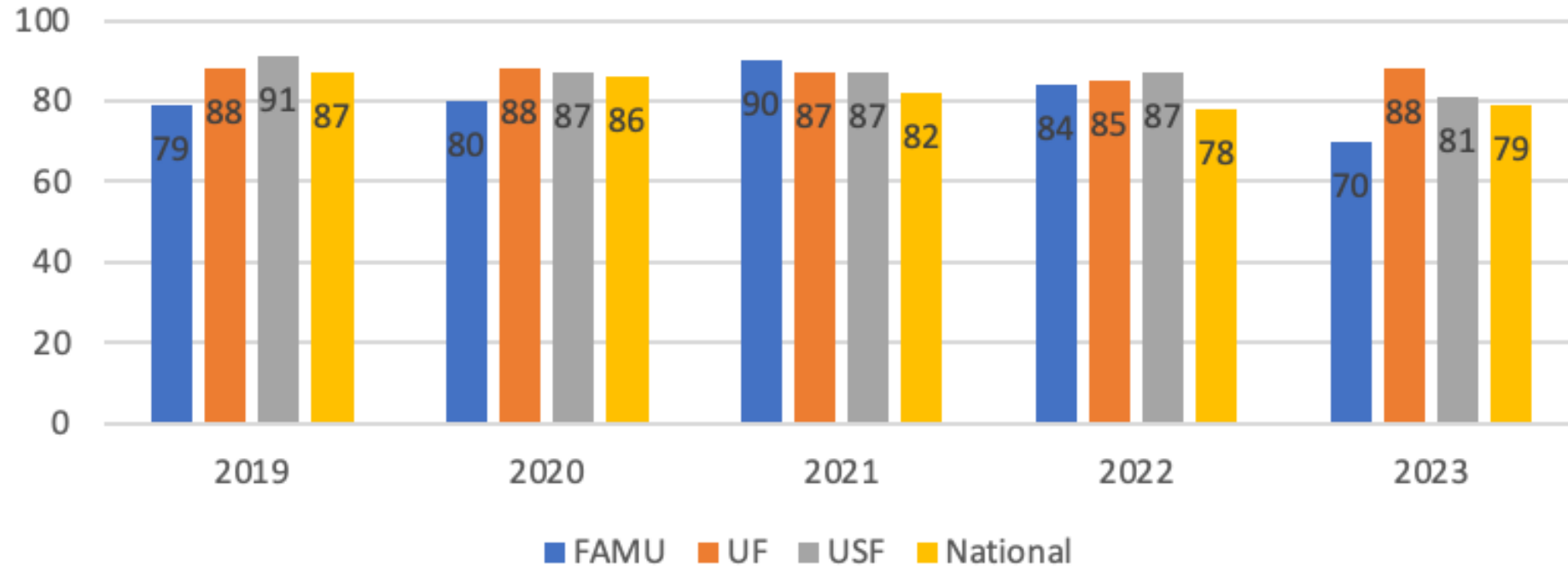
Strategies and Goal to Increase Pharmacy Enrollment

- Enhance Digital Marketing Campaign using CORE Recruit
- Collaborate with the Health Professions recruitment team to identify and engage potential students
- Offer outreach programs to educate prospective students about career opportunities and its benefits of attending FAMU
- Scholarship efforts – joined forces with the Health Professions Team to provide scholarships
- Pre-Pharmacy Curriculum Revision
- Strengthen partnerships with local high schools, community colleges, and universities to increase awareness
- College Ambassadors
- Faculty and Alumni
- Enrollment Goal: 60

Revising Curriculum

- Revise the curriculum as we anticipate the new accreditation Standards 2025
- Conduct a comprehensive review of the pharmacy curriculum to ensure alignment with current accreditation standards, industry trends, and workforce needs
- Incorporate innovative teaching methods, experiential learning opportunities, and interprofessional education to enhance student engagement and prepare graduates for success in the field

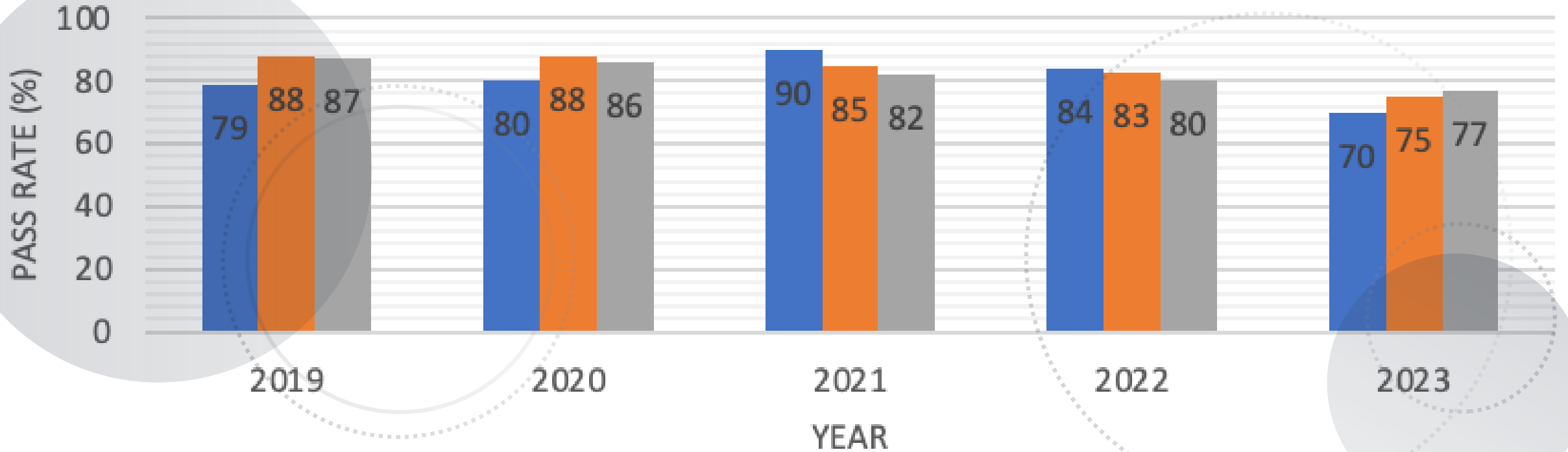
NAPLEX Ultimate Pass Rate State and National 5 Year Trend



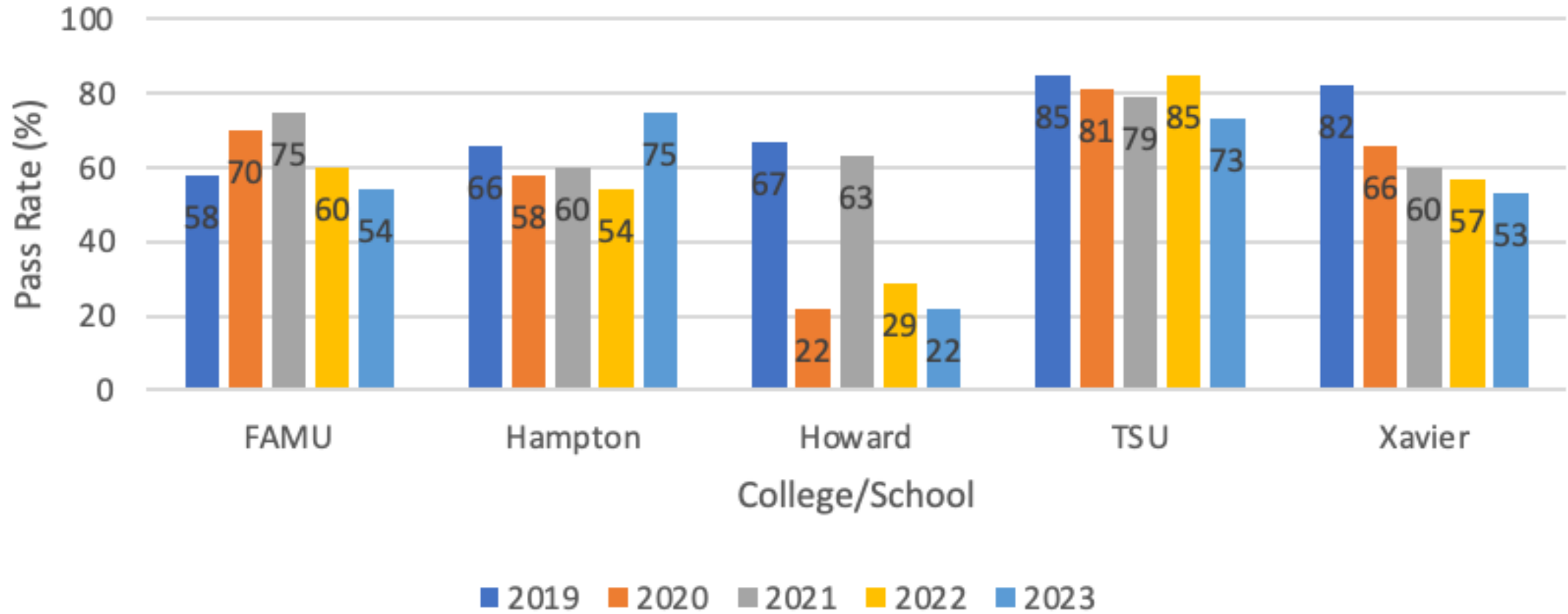
NAPLEX FIRST TIME PASS RATE

5 YEAR TREND

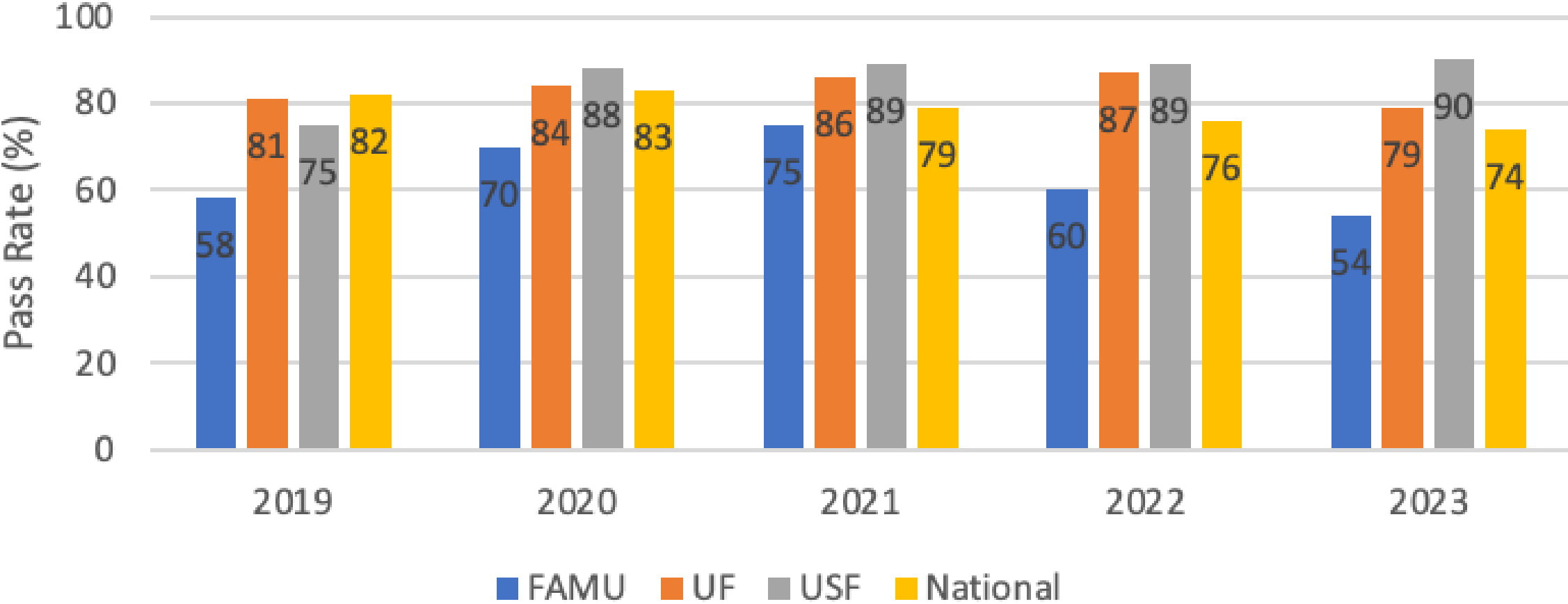
FAMU STATE NATIONAL



MPJE Pass Rate - HBCUs 5 Year Trend



MPJE Ultimate Pass Rate State and National 5 Year Trend



NAPLEX PREPARATION

Pre APPE-Readiness Course

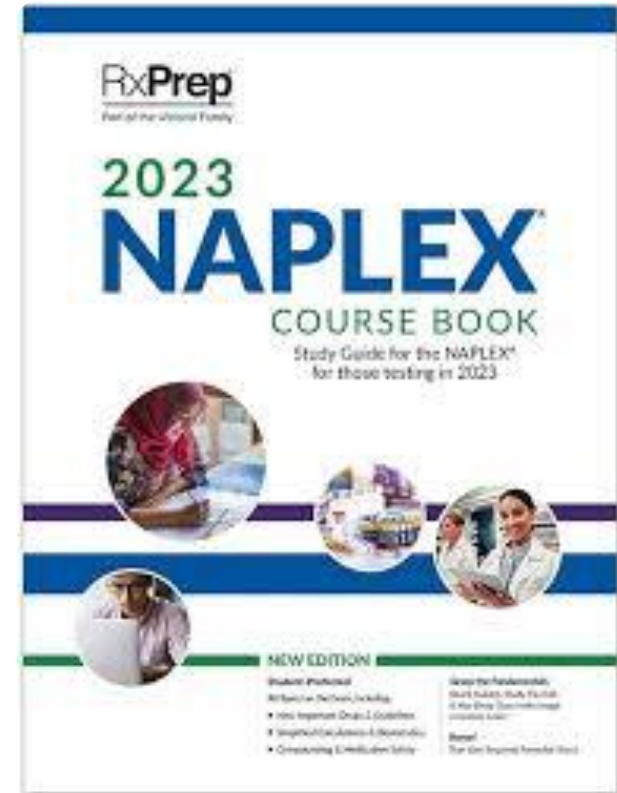
The purpose of this course is to ensure that the learner has achieved competency in educational concepts integrated throughout the curriculum and assess their readiness to enter Advanced Pharmacy Practice Experiences (APPE).

Course provides active learning activities, assessments, and objective structured clinical examinations (OSCEs) that evaluate clinical competence and stimulates learner responsibilities during an APPE.

Assures readiness to integrate into inter-professional collaborative health care settings and serve diverse patient populations.

NAPLEX PREPARATION

- RxPrep
 - College purchases RxPrep Course book, Online Access and Live Review for entering P4 learners @ \$659 per student.
 - The RxPrep Course Book contains all of the essential content for the exam.
 - The Online Course contains 80+ Video Lectures that correspond with each chapter in the NAPLEX Course Book.
 - 3700+ practice questions in the RxPrep Test Bank. Questions have answer explanations that direct you to the appropriate section of the Course Book.
 - Study guide for P4 learners enrolled in Clinical Seminar and Research Methods I, II, and III.
 - Require students enrolled in Clinical Seminar and Research Methods to take biweekly examinations per the study guide.





NAPLEX PREPARATION

Comprehensive Examination

- This comprehensive examination is administered through RxPrep and is a compilation of all didactic coursework and experiential training concepts.
- Learners will have 3 attempts before graduation. Two additional attempts will be allowed in subsequent semesters per the policy.
- Learners must pass with 75% or better

NAPLEX and MPJE PREPARATION

Vouchers

- Pre-NAPLEX and Pre-MPJE vouchers

Reviews

- RxPrep 3 day live remote review
- Dr. Cacciatore 2 day live remote review

Additional Resources

- Pass NAPLEX Now Coursebook, Online Access, and 7 day live remote review

Update - College of Pharmacy & Pharmaceutical Sciences, Institute of Public Health

- NAPLEX scores
 - 5-year positive trend
 - 2-year above state and national averages
 - 70% first time pass rate 2023
- Accreditation – April 10-11, 2024
 - Three evaluators
 - Reviewed nine standards (Compliant with Monitoring)
 - Unofficial Report
 - Three Standards (Full Compliant)
 - Six Standards (Compliant with Monitoring)
 - Draft Report submitted to Dean in 4-6 weeks
 - ACPE Board votes on report in June 2024



Recent US News and World Report Rankings - Peer Pharmacy Programs

Program	2018 Ranking	2021 Ranking	2024 Ranking
Florida A&M	88th	79th	73rd
Florida	9th	5th	4th
South Florida	77th	68th	60th
Nova Southeastern	77th	79th	86th
Xavier	88th	90th	99th
Howard	98th	75th	86th

US News and World Report

Home / Education / Grad Schools



Florida A&M University

Ranked in 5 programs and 6 specialties

Overview Rankings Law Nursing Education **Health** Science

♥ Add to



NAME/RANK	PEER ASSESSMENT SCORE
University of Florida Gainesville, FL #4 in Pharmacy (tie) Save	4.4
University of South Florida Tampa, FL #60 in Pharmacy (tie) Save	2.9
Florida A&M University Tallahassee, FL #73 in Pharmacy (tie) Save	2.6
Nova Southeastern University Fort Lauderdale, FL #86 in Pharmacy (tie) Save	2.4
Palm Beach Atlantic University West Palm Beach, FL #99 in Pharmacy (tie) Save	2.2

↑ from 79 to 73 (2024)

Update – Doctor of Physical Therapy

- PT Hustle NPTE Boot Camp for graduates
- Current first semester GPA: 3.59
- Current progression rate: 98.3%
- Current matriculation rate: 97%



Doctor of Physical Therapy

Key Performance Indicators

Metrics	Rationale for Use	Current Data (Fall 21' / 22' /23')		Goal	Trend	Key Update
ADMISSIONS						
Admissions Exam (GRE)	The Graduate Record Exam (GRE) is a standardized exam that assesses analytical writing, verbal reasoning and quantitative reasoning skills. Applicant rates (cumulative score greater than 300 and quantitative score greater than 147 are positive predictors).	<u>GRE-Total</u> 302 / 301.7 / 299	<u>GRE-Quantitative</u> 151 / 151 / 149	GRE-Total: 300 GRE-Quantitative: 150	↔	Maintain minimum admission profile requirements. Enhanced interview process.
Undergraduate GPA	Analysis of historical cohort data indicates a positive correlation of licensure pass rates with cumulative GPA and GPA earned over the last 60 hours of the undergraduate record.	<u>Cumulative</u> 3.29 / 3.24 / 3.39	<u>Last 60 Hours</u> 3.52 / 3.50 / 3.44	Cumulative: 3.5 Last 60 Hours: 3.5	↓ ↔	
RETENTION						
GPA of First Year Cohort	Analysis of historical cohort data indicates a positive correlation of licensure pass rates with first semester (fall) GPA.	<u>First-Semester</u> 3.59 / 3.51 / 3.59		First Semester: 3.3	↑	Early identification of foundational deficits addressed with tutoring and remediating.
Cohort Progression Rates	Monitors percentage of students in each entering cohort who remain on track with the program curriculum and graduate on time (program takes three years to complete) *indicates self-withdrawal	<u>Cohort</u> 91.7%/100% / 94%*		Progression Rate: 95%	↔	
READINESS OUTCOMES						
Diagnostic Exams	The program administers comprehensive exams to each cohort throughout the curriculum to assess student mastery of content and readiness to progress.	<u>Cohort 2021 (2nd year): Comprehensive Skills Check-Off (1st / 2nd / 3rd Attempts)</u> 35% (8/23) / 57% (13/23) / 100% (23/23)		<u>Cohort Average</u> 2nd yr. Cohort: perform patient care with less than 50% assist (CPI) 3rd yr. Cohort: 90%+ first-time pass rate	↑	Enhanced tracking and monitoring of comprehensive exit exam and first-time pass rate with clinical experiences. Immediate Action Items: Curricula embedded Final Frontier NPTE Preparatory course. "Return2Campus" Exit Comprehensive Examination(PEAT)
National Physical Therapy Examination	The National Physical Therapy Examination is administered by the Federation of State Board of Physical Therapy 3 times per year. Graduates of accredited physical therapy schools are eligible for registration.	<u>Annual First-Time Pass Rates</u> 82% / 79.2% / 77.0% (National) 87.9% / 84.9% / 86.3%	<u>FAMU Ultimate Pass Rate</u> 100% / 91.7% / 86.7% <u>National Ultimate Pass Rate</u> 98.7% / 97.1% / 88.7%	Annual First-Time Pass Rate (3-Year Ave.) 2023: 90% (90%) 2022: 90% (90%) 2021: 90% (88%)	↓	
ACCREDITATION						
CAPTE	The DPT Program is accredited by the Commission on Accreditation in Physical Therapy Education (CAPTE).	The program is fully accredited through 2024.	CAPTE Requirement Standard 1C2: Ultimate licensure pass rates are at least 85%, averaged over two years.			








Update – Nursing

- Fall 2023 1st Semester GPA: **3.54**
- 2023 Annual NCLEX pass rate: **82.46%**
(within 10% of National Average of 90.17%)
- Spring 2024 Virtual ATI (VATI) Predictor Exam: ***In Progress***
- Spring 2024 Predictor Exam: **100%**
- 2024 – 1st Quarter (January - March) NCLEX pass rate: **95%**



School of Nursing

Key Performance Indicators

Metrics	Rationale for Use	Current Data	Goal	Trend	Key Update
ADMISSIONS					
Admissions Exam	The ATI Test of Essential Academic Skills (TEAS) is a diagnostic test for nursing applicants. It provides an assessment of student readiness for the rigors of the nursing program.	<u>Proficiency (S23/F23/S24)</u> 100% / 100% / 100%	Proficiency (S23/F23/S24) 95% / 95% / 95%		Maintaining the above admission exam requirements. Nursing utilizes the TEAS test and GPA in science and math to assist in the admission process to assess student readiness for the nursing program.
UG GPA (Science and Math)	The cohort science and mathematics average GPA provides an assessment of the overall quality and level of preparedness of the entering cohort.	GPA (S23/F23/S24) 3.53 / 3.55 / 3.34	GPA (S23/F23/S24) 3.50/ 3.50/3.50		
RETENTION					
GPA of First-Year Cohort	First-semester and first-year GPAs provide an assessment of student mastery of content.	<u>First-Semester GPA (F21/F22/F23)</u> 2.80 / 3.15 / 3.54	First-Semester GPA (F21/F22/F23) >3.30 / >3.30 / >3.30		The rigor of the program changed from 16 weeks to 8 weeks sessions and the change from 70% to 75% weighted exam average to pass courses was implemented. Resources such as 1:1 success coaching, and remediation are in place to assist students in adjusting and to increase program completion. Data after Fall 2023 will reflect four semesters.
		<u>End of FY GPA (F20/F21/F22)</u> 3.20 / 2.76 / 3.17	<u>End of FY GPA (F20/F21/F22)</u> > 3.50 / > 3.50 / >3.50		
Program Completion Rates	Program completion is measured from the time students enter the program until they graduate upon completing the remaining 60 credits of professional level nursing courses.	<u>Graduating Cohort (S22/F22/S23)</u> 70% / 76% / 56%	<u>Graduating Cohort (S22/F22/S23)</u> 85% / 85% / 85%		
READINESS OUTCOMES					
NCLEX Predictor Exam	The program administers the ATI Comprehensive Predictor Exam to students during their final semester. This exam is an accurate predictor of success on the NCLEX exam.	<u>Graduating Cohort (F22/S23/F23)</u> 92% / 95% / 100%	<u>Graduating Cohort (F22/S23/F23)</u> > 85% / >85% / >85%		ATI Predictor exam predicts NCLEX exam readiness and success.
NCLEX Scores	The National Council Licensure Examination (NCLEX) Exam is administered four times per year.	<u>FAMU (National) by Quarter (21/22/23)</u> 62.30% / 68.18% / 82.46% (86.06%) / (82.32%) / (90.17%)	<u>Graduating Cohort (21/22/23)</u> >85% / > 85% / >85%		The 2024 - 1st Quarter NCLEX pass rate reporting: 95% (19/20 students).
ACCREDITATION & REGULATION					
ACEN FL Board of Nursing	- The BSN program is accredited by the Accreditation Commission for Education in Nursing (ACEN) - The FL BON regulates all pre-licensure nursing education. Requires annual pass rate of 10% of the national average..	- ACEN accredited through 2026 - The Florida Board of Nursing: Approved BSN Program	-Continued accreditation w/o conditions. -Continued FL BON Approved status.		The Board of Nursing removed the BSN Program Probationary status to a approved on Feb. 13, 2024.

Update | Law

- February 2024 Bar Results: 1st time FL pass rate of 47.1%
- Compared to state average of 56.3%, FAMU is approximately 9 points below average.
- Feb results place FAMU 8th out of 12 FL schools, ahead of FSU and U of Miami.
- Fall 2024 Admissions: Median 152 LSAT and 3.58 UGPA in admitted student cohort; median 152 LSAT and 3.56 UGPA in seat-deposited cohort.



College of Law

Key Performance Indicators

Metrics	Rationale for Use	Current Data (20' / 21' / 22')	Goal	Trend	Key Update
ADMISSIONS					
LSAT (median)	LSAT scores are correlated with bar passage rates. COL medians are significantly lower than peers.	COL: 151 SUS Peers: 165	COL Fall 2023: 150/151	↑	Goal achieved.
UG GPA (median)	Undergraduate GPAs are correlated with Bar passage rates. COL medians are significantly lower than peers.	COL: 3.52 SUS Peers: 3.83	COL Fall 2023: 3.45	↑	
RETENTION					
Utilization of Academic Support Resources	The College offers academic support resources throughout its curriculum. Best practices suggest incentivizing utilization.	% of students completing ≥ 80% AS Orientation: Fall 2023: 100%	COL Fall 2023: ≥ 90%	↑	The College deployed a new, asynchronous product during Orientation and extending the teaching assistant program to all required courses.
Non-Academic Attrition Rates	Measures the percent of students in good standing who leave COL after the first year.	2022-2023: 3.31%	< 5%	↔	
READINESS OUTCOMES					
Bar Exam	The Bar Exam is administered two times per year. The pass rate on the February exam is typically lower.	February 2024: 47.1% July 2023: 41.7%	Incremental progress toward 80% first-time bar pass.	↓	The College's most recent bar results declined, along with State and national declines.
ACCREDITATION					
ABA	The Juris Doctor program is accredited by the Council of the American Bar Association Section of Legal Education and Admissions to the Bar (the "Council").	The College is in full compliance with the ABA Standards. The College reports to the ABA three times a year: (1) annual report (October); (2) Bar Report (February); (3) Employment Report (April).	Maintaining full compliance with the Standards.	↑	The College's next comprehensive visit is scheduled for academic year 2028-2029.